

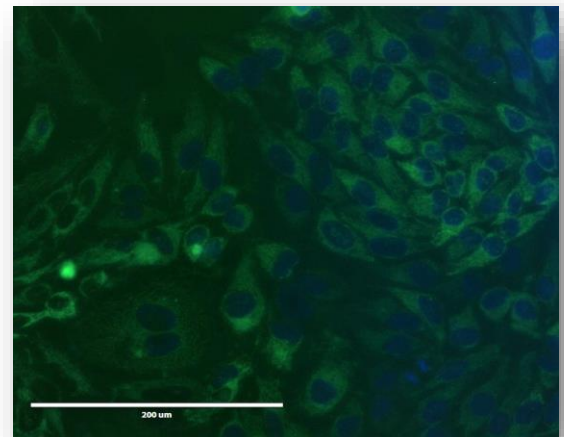
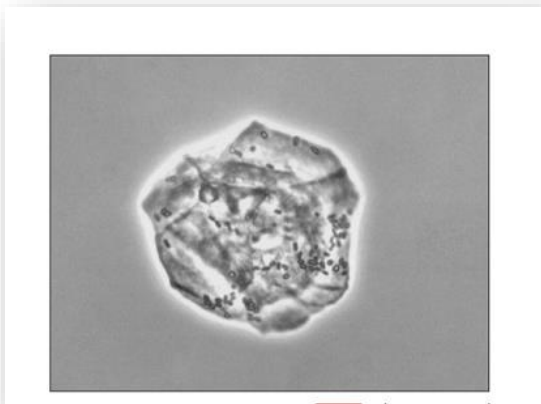

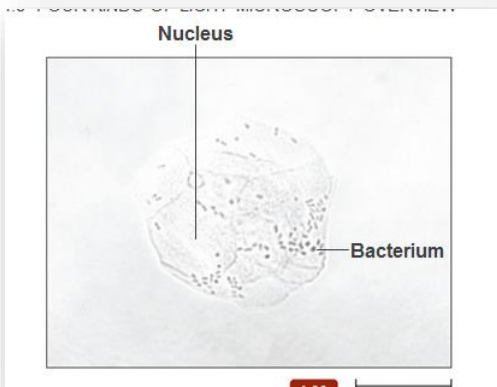
# Microbiology for Health Sciences

## Chapter 4 Study Aid

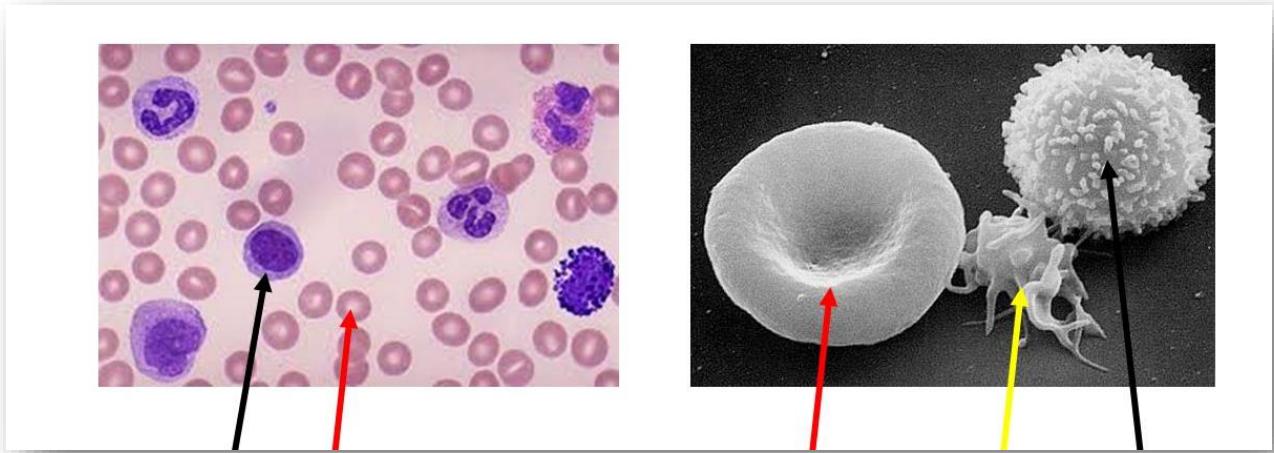
Name: \_\_\_\_\_

PRINT AND HANDWRITE YOUR ANSWERS!

1. What is resolution?
2. Microscopy refers to the use of \_\_\_\_\_ or \_\_\_\_\_ to magnify objects.
3. What is contrast?
4. Identify these types of microscopy:



5. Identify which picture is light microscopy. Identify which picture is electron microscopy. Identify the different types of cells:



6. Stains are used to increase contrast. Are basic (positive) dyes or acidic (negative) dyes used more often? Why?

7. Is a Gram stain a differential stain or simple stain?

8. What are the different taxonomic and identifying characteristics used to identify bacteria?